

Contract No. 04/HY/2006


Reconstruction of Bus Terminus near Man Yiu Street and
Man Kwong Street

Landscape Plan

by Ecosystems Limited

Prepared By: _____

Vincent Lai
Env. Consultant



Rev.1

November 2010

1.0 Introduction

Under the Conditions of Further Environmental Permit No. FEP-04/364/2009/A, a landscape plan should be submitted one month before the commencement of the corresponding parts of landscape works of the Project.

Landscape measures are proposed to prevent/mitigate visual/landscape impacts of the construction site and construction activities for the Bus Terminal. The contract site boundary is shown in **Figure 1** in this paper.

This landscape plan includes three major parts:

- 1) decorative screen hoarding plan for the site with drawing showing the hoarding arrangement and artwork;
- 2) general procedures on night-time lighting control; and
- 3) tree transplantation plan and soft landscape plan for the future bus terminal.

This submission includes the decorative hoarding plan; the night-time lighting control procedures; and the tree transplantation plan under the landscape plan. As the design of the planters inside the future bus terminal has yet been approved. This plan will be revised at a later stage to provide the soft landscape plan for the planters.

The International Finance Centre (C1) and Four Seasons Hotel (C50) are the key Visual Sensitive Receivers that will be affected during the construction phase. The location of C1 and C50 were mapped in Figure 2 in this paper.

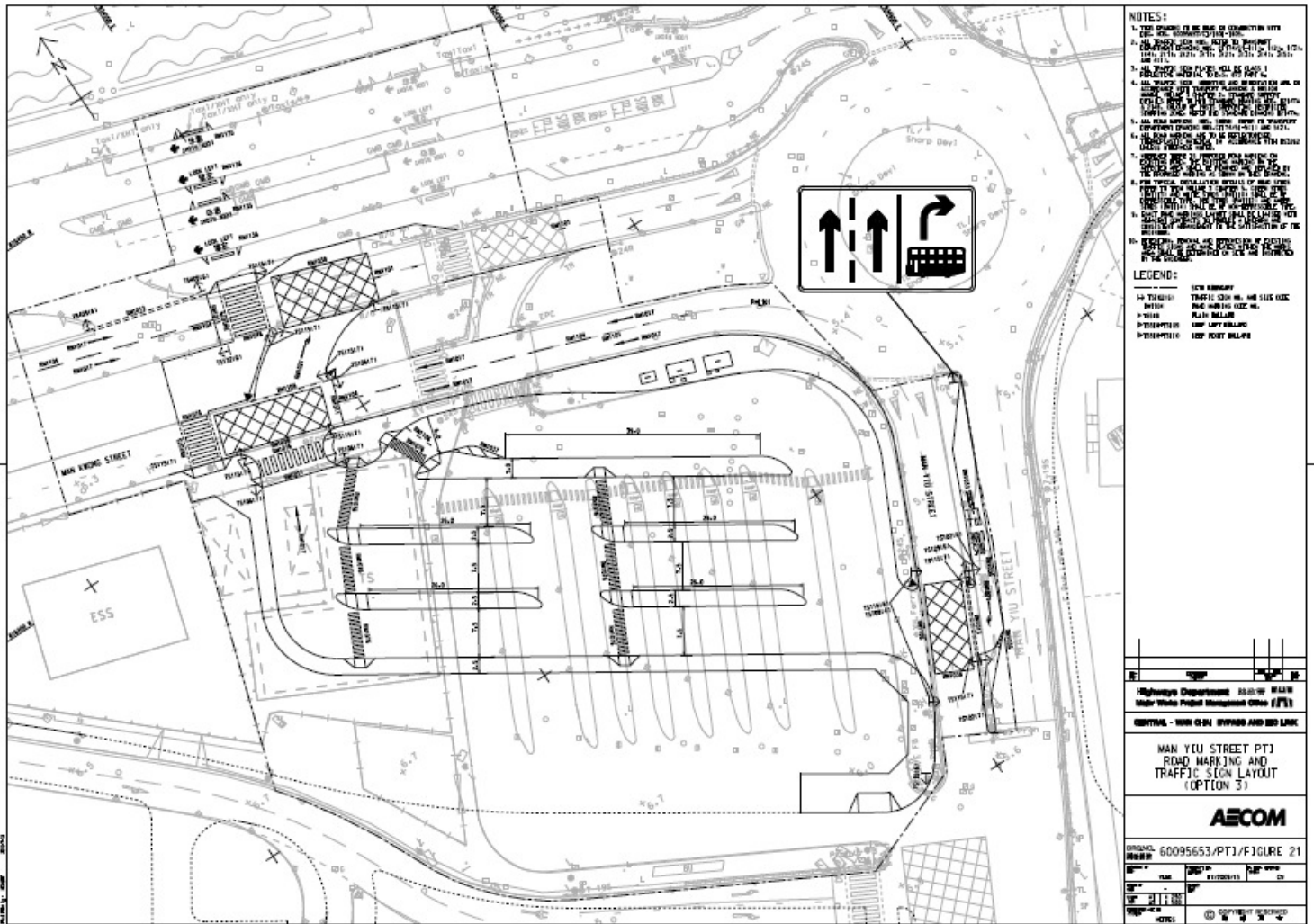


Figure 1 Contract Site Boundary

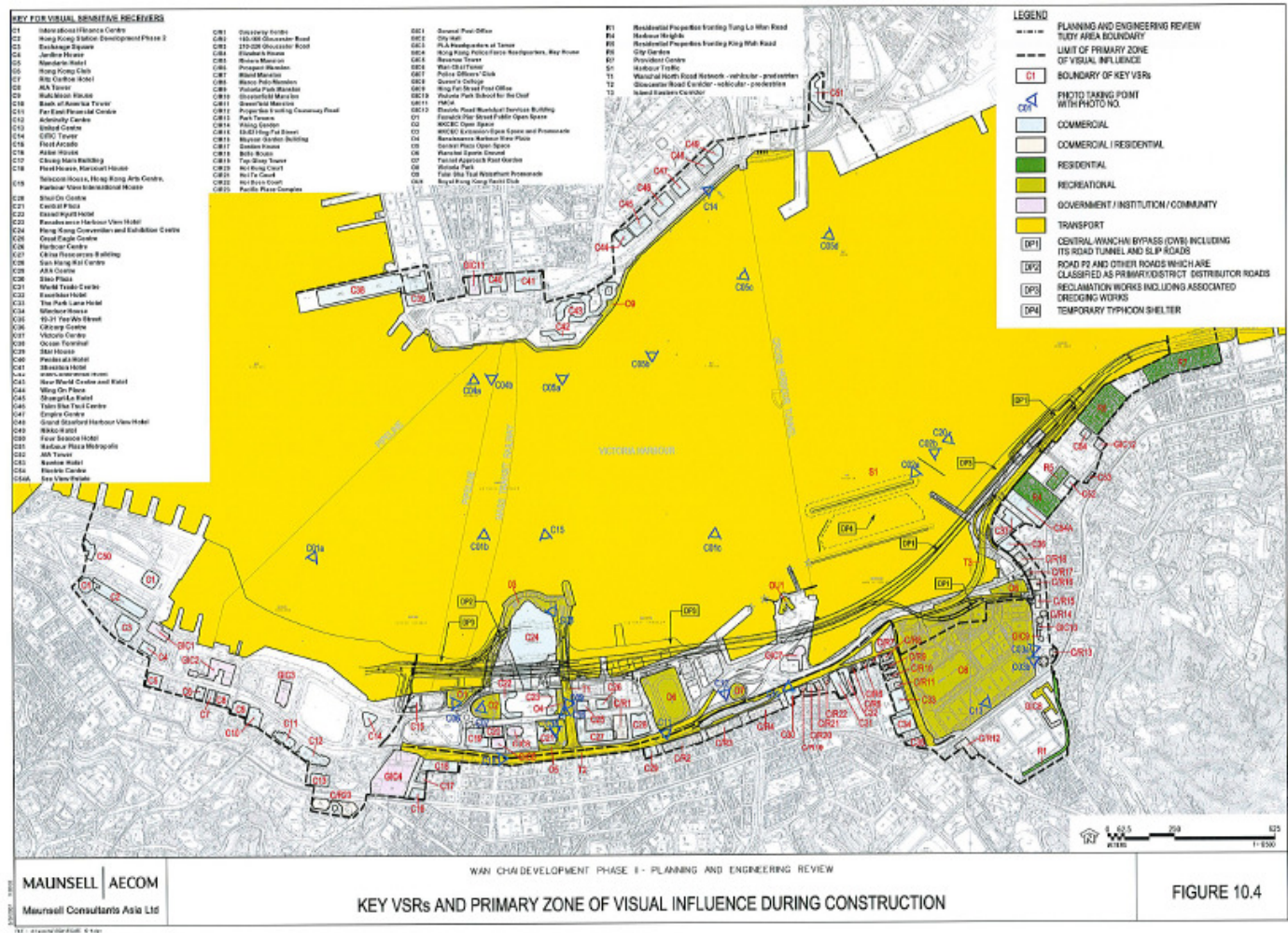


Figure 2 Visual Sensitive Receivers

Part 1

Decorative Screen Hoarding Plan

Part 1 – Decorative Screen Hoarding Plan

1 Site location

There are approximately 870m long decorative screen hoarding to be constructed surrounding the construction site (covering the existing bus terminal and new areas for the future bus terminal). The layout plan is presented in **Appendix A**.

2 Design of the decorative screen hoarding

The decorative screen hoarding is formed by a plastic water-filled road divider of 1.0m height and 1.35m width, and an approximate 1.2m high clear plastic screen on top of the plastic divider. The plastic screen is also covered with decorative banner with proper design to match with the surrounding environment. Details of the decorative site hoarding is presented in **Appendix B**.

3 Sequence of work

The decorative screen hoarding will be installed in two stages, to meet the works programme of the Project.

The Stage 1 is to be conducted in July 2010, to enclose areas for preparing the temporary bus terminus. After the temporary bus terminus are ready, the existing bus terminus will be closed and Stage 2 hoarding for the existing bus terminus will be installed. The Stage 2 hoarding are installed progressively, following the progress of the works, and thus there is no specific installation time for Stage 2 decorative hoarding. The Contractor however will ensure all works areas are encircled by the hoarding.

The installation of plastic dividers will be conducted sections by section. When a section of plastic dividers is installed, the erection of steel frame and plastic screen and the covering of banners will follow.

Installation of plastic dividers and the erection of the upper structures for different sections may be conducted at the same time to speed up the process.

4 The Construction of Decorative Screen Hoarding

- If there will be any adjustments on the exact arrangements and locations of the plastic dividers for the hoarding due to actual site conditions, a revised hoarding location plan will be submitted for confirmation prior to construction.
- The hoarding construction will follow the final plan.
- The plastic dividers are readily available on the market and will be delivered to the Site by lorry.
- The dividers will be moved to the designated locations upon arrival. No stocking of the dividers is anticipated.
- The design of the dividers includes connecting points, and the dividers will be connected with each other on site. No gap between the dividers is anticipated as they are all of the same standard size.
- The dividers will be filled with water after installation.
- Steel frames are installed to the top of the dividers, to support the clear plastic screen. The frame will be vertical to the ground level, not leaning to any direction.
- Banners are mounted on the surface of the plastic screens.

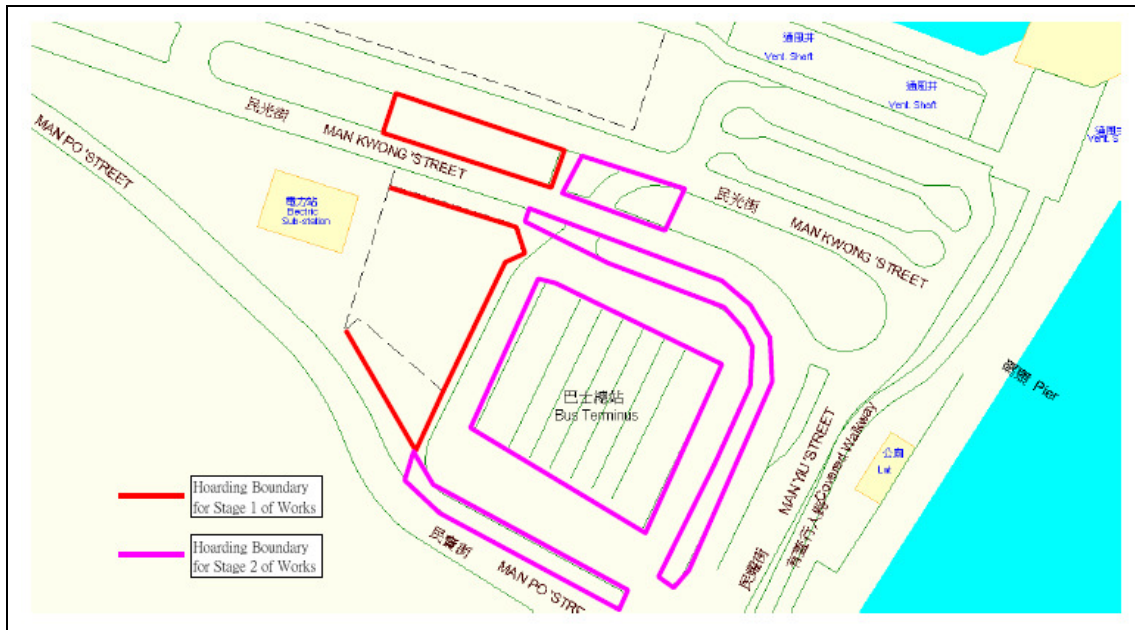
5 Maintenance of Decorative Screen Hoarding

Hoarding will be regularly checked by the Contractor for intactness and tidiness, and will be repaired where necessary. The ET will also inspect the conditions of site hoarding during the site audit.

Appendix A

Decorative Site Hoarding

Layout Plan



Layout Plan for the Decorative Site Hoarding

Appendix B

Design of the Decorative Screen Hoarding and Banner



Design and dimensions of the Decorative Screen Hoarding



Design of the banner

Part 2

Procedures on night-time lighting control

Part 2 Control of night-time lighting

As no night-time works are planned, there will be no construction night-time lighting (such as floodlights). The only lighting will be those warning lanterns to indicate the limits of the works.

Therefore the night-time lighting are only for safety and security reasons and the arrangement will not cause disturbance to the public.

Lighting, if needed in future, will be directed toward work areas and away from neighbouring properties.

In the case that portable light plants are used, they will be aimed away from residential areas and used only when needed.

Part 3

Tree transplantation plan and soft landscape plan for the future bus terminal

Tree Transplantation Scheme

**Reconstruction of Bus Terminus
near Man Yiu Street / Man Kwong Street**

04/HY/2006

1st Submission

Date: 21st November 2010

Table of Contents

1. Introduction and Submission Background
2. Existing Conditions
3. Scope of Works
4. Tree Transplant Scheme
5. Conclusion

Appendices

A – Site Condition Plan

B – Tree Survey Schedule

C – Tree Location Plan

D – Holding Nursery Location

E – Tree Photos

F – Tree Transplantation Programme

G – Method Statement of Transplant

H – Tree Transplantation Location Plan

1 Introduction and Submission Background

This report describes the Tree Transplant Scheme as a part of the Landscape Master Plan for the project titled “Reconstruction of Bus Terminus near Man Yiu Street / Man Kwong Street 04/HY/2006” which is a part of the Central - Wan Chai Bypass and Island Eastern Corridor Link.

In accordance with the requirements of Clause 2.10 of Further Environmental Permit no. FEP-04/364/2009/A, a master landscape plan is required. Since the design of the bus terminal is being finalized, the master landscape plan is still being designed. This tree transplant scheme forms a part of the master landscape plan is submitted as part I of the master landscape plan. The part II of the master landscape plan will be submitted in a separate submission.

In compliance with the Further Environmental Permit FEP-04/364/2009/A, this report has the following objectives:

- To describe the scope of work of the project
- To describe the trees to be transplanted
- To describe the method of transplant
- To describe the nursery

2 Existing Conditions

The project is located at the junction of Man Yiu Street and Man Man Kwong Street at the Central near the Central Pier No. 7. It is currently a bus terminus surrounded by planting areas and footpaths.

3. Scope of Works

The project involves demolition of existing depot, conversion of existing depot area into carriageway, widening of carriageway, construction of new footpaths, demolition of existing bus bays and construction of new bus bays with bus shelters and tree transplanting.

4 Tree Transplant Scheme

A total of 27 trees including 21 *Roystonea regia*, 4 *Ficus microcarpa* and 2 *Carica papaya* will be transplanted. A tree survey was conducted in April 2010 and was subsequently approved by LCSD (Ref: LCS8/HQ715/0(CD)VIII dated 8 May 2010). The trees are in fair health, form and amenity value according to the approved tree survey report. All transplant trees are common landscape species neither champion tree nor old and valuable trees. Please refer to Appendix A, B, C and E for Site Location Plan, Tree Survey Schedule, Tree Location Plan and Tree Photos respectively.

A specialist contractor "Wah On Garden Landscape Limited" had been appointed and approved to carry out the landscape work including tree transplanting for the Project. Method statement for tree transplanting was submitted and subsequently approved by the engineer representative. Please refer to Appendix F and G for Method Statement of Transplant and Tree Transplantation Programme.

According to the approved method statement, all transplant trees will be tagged with a green card before works. Crown pruning and thinning will not be taken unless otherwise instructed. Large branches will be removed using the 3-stage method and the final cut slightly above the branch bridge collar (BBR).

Root pruning work will be completed in one stage. Rootball size will not be less than 5 times of the trunk diameter of the tree (DBH). The trees will be transited to the holding nurseries at Yuen Long and Pat Heung. Please refer to Appendix D for holding nursery location. Weeds currently in the holding nursery will be cleared before the reception of the 26 transplant trees.

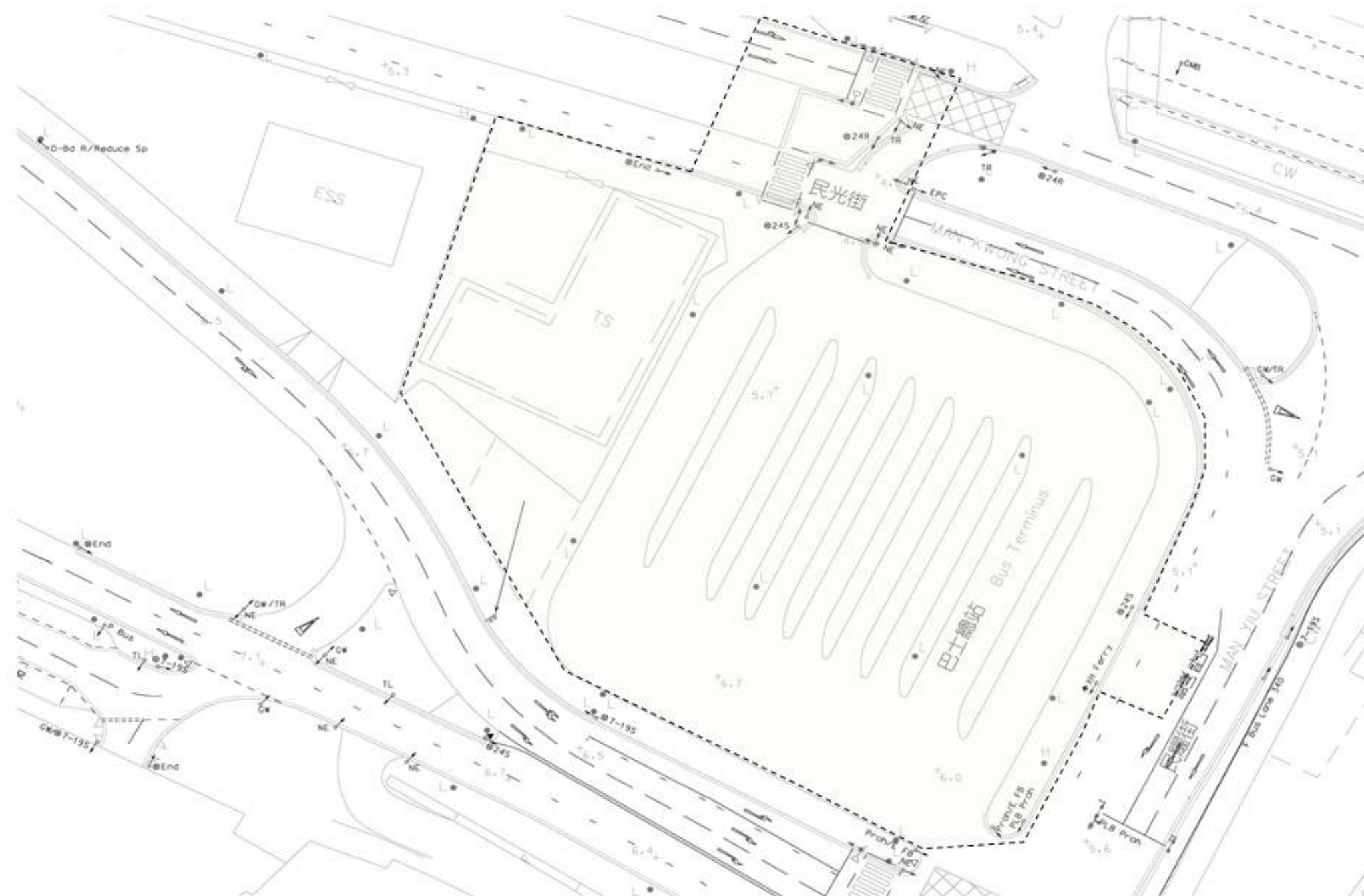
The trees will be maintained in the holding nursery throughout the contract period and will be transplanted back to the site near the end of the project. The final locations of the trees are indicated in appendix H.

4 Conclusion

A total of 27 trees affected by the project will be transplanted to a holding nursery at Mount Paker Road. The trees will be transplanted and maintained by an approved specialist contractor and will be transplanted back to the site before the project finishes.

Appendix A Site Location Plan

Legend:
- - - Site boundary



Reconstruction of Bus Terminus
near Man Yu Street / Man Kwong Street
04/HY/2006

Appendix B

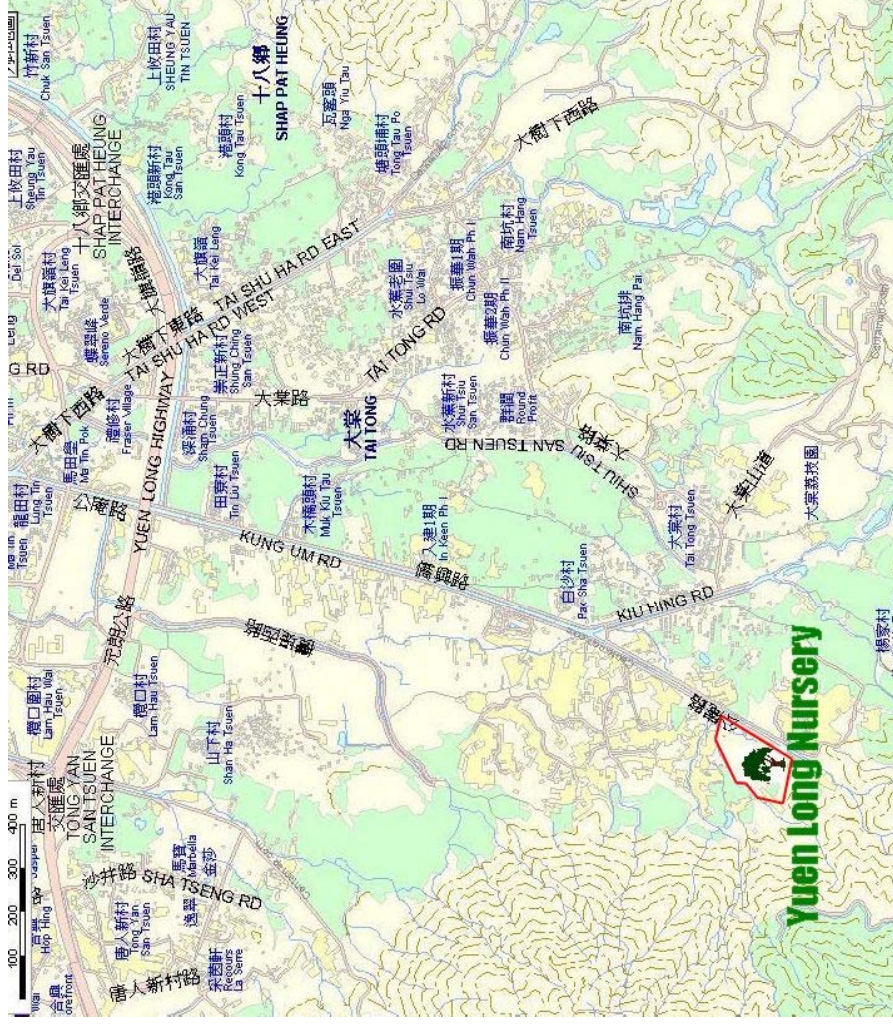
Tree Survey Schedule

Tree No.	Tree Species	Chinese Name	Jurisdiction	Maintenance Dept.	Size			Form (Good/Fair/Poor)	Health condition (Good/Fair/Poor)	Amenity value (High / Medium / Low)	Survival rate after transplanting (High / Medium / Low)	Recommendation (Retain/Transplant/Fell)	Justification
					Overall Height (m)	Trunk Diameter (mm)	Average Crown Spread (m)						
T1162	<i>Roystonea regia</i>	王棕	LCSD	LCSD	7.0	188	6.0	F	F	M	H	T	Affected by proposed roadworks
T1163	<i>Roystonea regia</i>	王棕	LCSD	LCSD	5.0	213	5.0	F	F	M	H	T	Affected by proposed roadworks
T1164	<i>Roystonea regia</i>	王棕	LCSD	LCSD	5.0	191	5.0	F	F	M	H	T	Affected by proposed roadworks
T1165	<i>Roystonea regia</i>	王棕	LCSD	LCSD	6.0	232	6.0	F	F	M	H	T	Affected by proposed roadworks
T1166	<i>Roystonea regia</i>	王棕	LCSD	LCSD	5.0	213	5.0	F	F	M	H	T	Affected by proposed roadworks
T1167	<i>Roystonea regia</i>	王棕	LCSD	LCSD	5.0	138	5.0	F	F	M	H	T	Affected by proposed roadworks
T1168	<i>Roystonea regia</i>	王棕	LCSD	LCSD	5.0	180	5.0	F	F	M	H	T	Affected by proposed roadworks
T1169	<i>Roystonea regia</i>	王棕	LCSD	LCSD	4.0	146	3.0	P	F	L	H	T	Affected by proposed roadworks
T1170	<i>Roystonea regia</i>	王棕	LCSD	LCSD	6.0	226	5.0	F	F	M	H	T	Affected by proposed roadworks
T1203	<i>Roystonea regia</i>	王棕	LCSD	LCSD	6.0	224	6.0	F	F	M	H	T	Affected by proposed roadworks
T1204	<i>Roystonea regia</i>	王棕	LCSD	LCSD	7.0	258	5.0	F	F	M	H	T	Affected by proposed roadworks
T1205	<i>Roystonea regia</i>	王棕	LCSD	LCSD	6.0	181	6.0	F	F	M	H	T	Affected by proposed roadworks
T1206	<i>Roystonea regia</i>	王棕	LCSD	LCSD	6.0	237	6.0	F	F	M	H	T	Affected by proposed roadworks
T1207	<i>Roystonea regia</i>	王棕	LCSD	LCSD	5.0	170	5.0	F	F	M	H	T	Affected by proposed roadworks
T1208	<i>Roystonea regia</i>	王棕	LCSD	LCSD	6.0	231	6.0	F	F	M	H	T	Affected by proposed roadworks
T1209	<i>Roystonea regia</i>	王棕	LCSD	LCSD	5.0	170	5.0	F	F	M	H	T	Affected by proposed roadworks
T1210	<i>Roystonea regia</i>	王棕	LCSD	LCSD	5.0	223	5.0	P	F	L	H	T	Affected by proposed roadworks
T1211	<i>Roystonea regia</i>	王棕	LCSD	LCSD	5.0	204	5.0	F	F	M	H	T	Affected by proposed roadworks
T1212	<i>Roystonea regia</i>	王棕	LCSD	LCSD	4.5	175	4.5	F	F	M	H	T	Affected by proposed roadworks
T1213	<i>Roystonea regia</i>	王棕	LCSD	LCSD	6.0	185	5.0	F	F	M	H	T	Affected by proposed roadworks
T1214	<i>Roystonea regia</i>	王棕	LCSD	LCSD	6.0	185	5.0	F	F	M	H	T	Affected by proposed roadworks
T1215	<i>Ficus microcarpa</i>	榕樹(細葉榕)	LCSD	LCSD	5.0	127	5.0	F	F	M	M	T	Affected by proposed roadworks
T1216	<i>Ficus microcarpa</i>	榕樹(細葉榕)	LCSD	LCSD	5.0	140	5.0	F	F	M	M	T	Affected by proposed roadworks
T1217	<i>Ficus microcarpa</i>	榕樹(細葉榕)	LCSD	LCSD	6.0	162	5.0	F	F	M	M	T	Affected by proposed roadworks
T1218	<i>Ficus microcarpa</i>	榕樹(細葉榕)	LCSD	LCSD	4.5	127	4.5	F	F	M	M	T	Affected by proposed roadworks
T1219	<i>Carica papaya</i>	番木瓜	LCSD	LCSD	5.0	135	3.0	F	F	M	L	T	Affected by proposed roadworks
T1220	<i>Carica papaya</i>	番木瓜	LCSD	LCSD	5.0	110	2.0	F	F	M	L	T	Affected by proposed roadworks

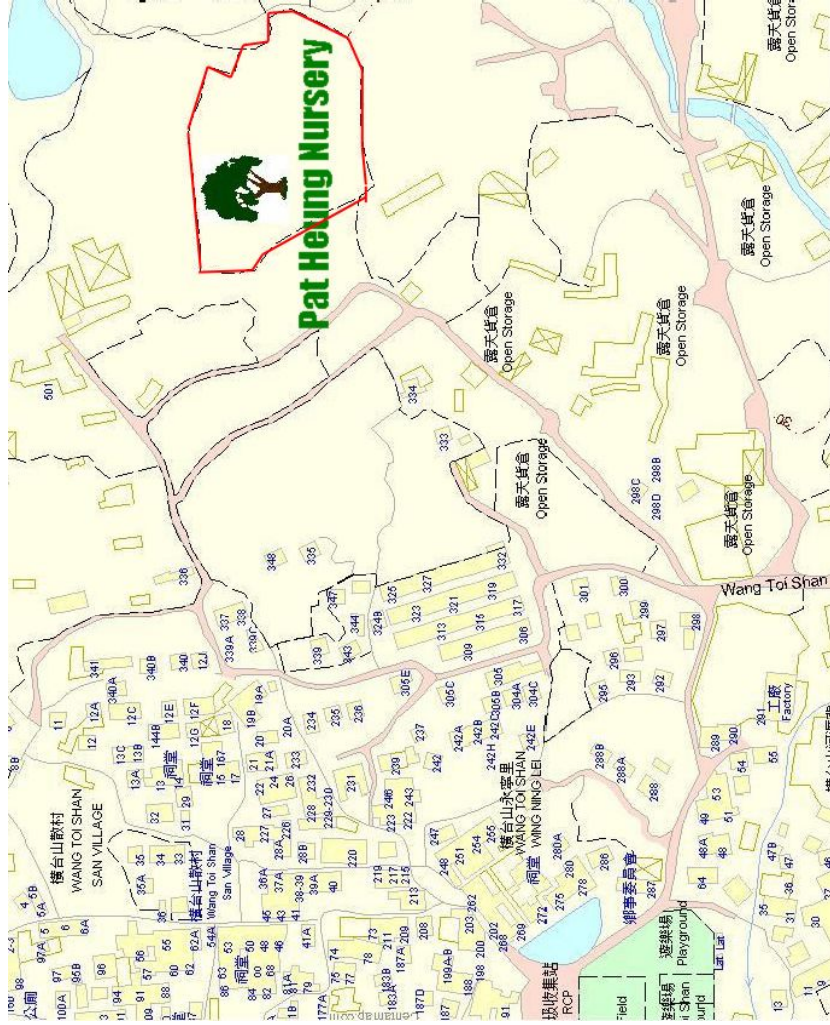
Reconstruction of Bus Terminus
near Man Yu Street / Man Kwong Street
04/HY/2006

Appendix C Tree Location Plan

Appendix D
Nursery Locations




YuenLongNursery



Pat HeungNursery




T1162-Roystonea regia (Transplant)




T1163-Roystonea regia (Transplant)




T1164-Roystonea regia (Transplant)




T1165-Roystonea regia (Transplant)



T1166-Roystonea regia (Transplant)



T1167-Roystonea regia (Transplant)



T1168-Roystonea regia (Transplant)



T1169-Roystonea regia (Transplant)

Tree Transplantation Scheme
Reconstruction of Bus Terminus near Man Yiu Street/Man Kwong Street
04/HY/2006
Appendix E - Tree Photos



T1170-Roystonea regia (Transplant)



T1203-Roystonea regia (Transplant)



T1204-Roystonea regia (Transplant)



T1205-Roystonea regia (Transplant)


Tree Transplantation Scheme
Reconstruction of Bus Terminus near Man Yiu Street/Man Kwong Street
04/HY/2006
Appendix E - Tree Photos



T1206-Roystonea regia (Transplant)



T1207-Roystonea regia (Transplant)



T1208-Roystonea regia (Transplant)




T1209-Roystonea regia (Transplant)


Tree Transplantation Scheme
Reconstruction of Bus Terminus near Man Yiu Street/Man Kwong Street
04/HY/2006
Appendix E - Tree Photos



T1210-Roystonea regia (Transplant)



T1211-Roystonea regia (Transplant)



T1212-Roystonea regia (Transplant)




T1213-Roystonea regia (Transplant)

Tree Transplantation Scheme
Reconstruction of Bus Terminus near Man Yiu Street/Man Kwong Street
04/HY/2006
Appendix E - Tree Photos



T1214-Roystonea regia (Transplant)



T1215-Ficus microcarpus (Transplant)




T1216-Ficus microcarpus (Transplant)



T1217-Ficus microcarpus (Transplant)

Tree Transplantation Scheme
Reconstruction of Bus Terminus near Man Yiu Street/Man Kwong Street
04/HY/2006
Appendix E - Tree Photos



T1218-Ficus microcarpus (Transplant)



T1219-Carica papaya (Transplant)



T1220 -Carica papaya (Transplant)

Reconstruction of Bus Terminus
near Man Yu Street / Man Kwong Street
04/HY/2006

Appendix F

Tree Transportation Programme



Reconstruction of Bus Terminus
near Man Yu Street / Man Kwong Street
04/HY/2006

Appendix G

Method Statement of Transplant

Chiu Hing Construction & Transportation Co., Ltd.

Contract No. 04/HY/2006

Highways Department Term Contract (Management and Maintenance of Roads in Northern and Western Districts of Hong Kong Island excluding High Speed Road 2007-2011)

Transplanting Works at Bus Terminal, Man Kwong Street, Central

Method Statement of Tree Transplanting

1. Transplanting of Existing Trees

- 1.1 Existing trees identified for transplanting by the approved Tree Survey shall be transplanted to the permanent designated location according to the construction drawings.
- 1.2 The exact location of the transplanted tree must be identified and agree with the Engineer.
- 1.3 Identify trees to be transplanted and mark them with GREEN card (Fig.1).



Fig. 1 – Identify trees to be transplanted with Green Card

- 1.4 Preparing the new position or storage facilities before tree is moved so that the tree can be positioned within two hours of lifting. Preparation works for the transplanted trees before transplanting shall be done according to GS Clause 3.49 to 3.57.

Chiu Hing Construction & Transportation Co., Ltd.**Contract No. 04/HY/2006****Highways Department Term Contract (Management and Maintenance of Roads in Northern and Western Districts of Hong Kong Island excluding High Speed Road 2007-2011)****Transplanting Works at Bus Terminal, Man Kwong Street, Central**

1.5 No pruning is allowed unless with prior approval.

2. Tree Surgery

2.1 During the preparation period before transplanting, tree pruning and crown thinning may be carried out subject to site inspection and actual condition. Or alternatively pruned to remove dead, diseased branches so as to produce well-shaped and balance crown. Tree pruning and crown thinning shall be carried out by using an aerial platform truck (Fig. 2) or mobile cane with man-carriage cage (Fig. 3 & Fig. 4) for taller trees. Crown thinning and pruning shall not be undertaken out prior to transplant operation without Engineer's approval. Safety precautions will be taken to protect from injury and/or damage those engaged in operations as well as people and property in the vicinity.

2.2. Pruning and removal of branches shall be done using sharp, clean implements to give a single flat, sloping face. Ragged edges of bark or wood shall be trimmed with a sharp knife. Large branches shall be removed in stages beginning with removal of the main weight of the branch, with the final cut on a line outside the "branch bark ridge" and "branch collar".

2.3 Where cavities or rotten wood exist, all rotten or dead wood can be removed. Cutting back to live wood or filling cavities are not recommended.

2.4 Remove all material pruned from trees.

3. Root Pruning and Under Cutting

3.1 Root pruning of the selected tree or trees to the specified size of rootball shall be carried out before lifting. The minimum rootball size shall be 5 times of the DBH of transplanted tree or as specified by Engineer and the root box sizes shall vary depending on the tree rootball size an allowance should be made such that there is 150mm (minimum) space between the root edge to the sides and 300mm to the bottom of the rootball box. This space shall be filled with moist peat.

All trees shall be lifted carefully to ensure the specified rootball is obtained. The dimension of trenching around the proposed rootball shall be in compliance with the Engineer's instruction.

A trench with 300mm width shall be dug manually and assisted by a mini-backhoe (Fig. 5). The trench shall be excavated in a circle around the proposed rootball. The tree proposed for transplanting shall be root pruned to a depth of 100mm. The actual depth may vary depending on soil conditions.

Chiu Hing Construction & Transportation Co., Ltd.**Contract No. 04/HY/2006****Highways Department Term Contract (Management and Maintenance of Roads in Northern and Western Districts of Hong Kong Island excluding High Speed Road 2007-2011)****Transplanting Works at Bus Terminal, Man Kwong Street, Central**

The root pruning process shall be completed in TWO stages only.

- (i) The first stage shall involve cutting two parallel straight trench on the two sides of the proposed rootball;
- (ii) The second stage involves cutting the trenches on the other sides of the proposed rootball and the cutting of the underside of the rootball, then uplifting and transplant of the tree to the designated are or holding nursery.

There should be a waiting period of 30 days between consecutive root pruning stages as approved by Engineer.

- 3.2 Lifting equipments must be planned and be ready before the final stage of root cutting.
- 3.3 Where possible, transplanting operations will be timed so as to enable transplanting of material direct to areas of proposed planting. No transplanting operations shall commence until either such areas to be planted or the holding nursery is fully prepared as specified. Any plant uplifted must be transplanted and watered the same day.
- 3.4 For Tree No. T3001, T3002, T3003, T3004, T3008, T3009, T3012, T3013, T3014, T3019, T3020, T3021 and T3022, there should be **NO** waiting period between the root pruning stages upon to Engineer's approval.

4. Uplifting and Transplanting Operation

- 4.1 The rootball should be kept intact with all soil. At lifting by using crane lorry (Fig. 6), a spade or specialized lifting bucket can be slipped under the rootball and a strip of Hessian or geotextile fabric pulled around the rootmass. The rootball and tree should be kept moist at all time.
- 4.2 Transplanting trees shall be wrapped and protected to prevent mechanical damage during lifting and transportation. Extra care shall be taken to avoid damage by stripping bark or breaking branches. Cable used for uplifting will be wrapped with protective rubber sheath. The use steel pins inserted through the trunk for lifting is not permitted.
- 4.3 The whole tree should be lifted, using specialist equipment if necessary, and moved to its new position within 2 hours. The new planting position should be prepared as for any new tree, using fertilizer in the backfill material and soil

Chiu Hing Construction & Transportation Co., Ltd.

Contract No. 04/HY/2006

Highways Department Term Contract (Management and Maintenance of Roads in Northern and Western Districts of Hong Kong Island excluding High Speed Road 2007-2011)

Transplanting Works at Bus Terminal, Man Kwong Street, Central

conditioner as necessary. The tree should be oriented to best suit the new position and thoroughly watered in.

5. Securing of Transplanted Tree

- 5.1 Transplanted tree will be firmly secured supported by staking.
- 5.2 Ropes shall be fixed to the tree trunk immediately above the lowest branch and to three nos. of staking driven into ground around the transplanted tree.
- 5.3 The transplanted trees will be wrapped with pads of Hessian or rubber to prevent ropes or wires from damaging the bark of trunk and/or branches. All securing measures shall be checked and adjusted periodically to avoid being too tight.

6. Maintenance works

- 6.1 All transplanted trees will be maintained properly in a transit nursery after transplanting works, establishment works shall continue for a period of 12 months. Photos to record their conditions will be submitted at 6-month interval.
- 6.2 Typhoons
Within 48 hours of Typhoon Signal No.8 or above, site inspection and associated remediation work shall be carried out to ensure the transplanted remain in a good firm position.
- 6.3 Watering
Watering shall be carried out once a week during early part of the establishment period.
- 6.4 Weeding
To ensure free of weeds within the rootball area, weeding operation shall be at least once a month. If necessary, replace any aggregate or soil disturbed or removed during this process. Collect all weeds and rubbish during these operations and remove from the site to a properly designated tip.
- 6.5 Firming up
Firming-up of plants from time to time will be carried out during the maintenance period and particularly after heavy rain and/or wind.

Chiu Hing Construction & Transportation Co., Ltd.

Contract No. 04/HY/2006

Highways Department Term Contract (Management and Maintenance of Roads in Northern and Western Districts of Hong Kong Island excluding High Speed Road 2007-2011)

Transplanting Works at Bus Terminal, Man Kwong Street, Central

- 6.6 Tree Ties
Tighten, or slacken tree ties as necessary for the healthy growth of the tree, and adjust or replace the protective pad as necessary to prevent chafing of the bark.
- 6.7 Pruning
Carry out pruning when instructed during the establishment period, to encourage bushy growth good form. Remove dead, damaged or crossing branches.
- 6.8 Pest and Fungal Growth
Regularly check for any insect attack or fungus infestation particularly during known periods of activity. Report to the Engineer any such occurrence and carry out remedial measures by use of sprayed effective approved insecticide or fungicide in strict accordance with the manufacturer's instruction. Take due care and have regard to the safety and convenience of the general public and carefully control the spraying to avoid unnecessary dispersion.
- 6.9 The transplanted trees will be re-transplanted to their original locations with 12 months DLP after reinstatement of mainlaying works.
- 6.10 If the transplanted trees cannot survive, same specimens of trees will be provided.

Chiu Hing Construction & Transportation Co., Ltd.

Contract No. 04/HY/2006

Highways Department Term Contract (Management and Maintenance of Roads in Northern and Western Districts of Hong Kong Island excluding High Speed Road 2007-2011)

Transplanting Works at Bus Terminal, Man Kwong Street, Central

7. Machineries



Fig. 2 – Aerial platform trucks



Chiu Hing Construction & Transportation Co., Ltd.

Contract No. 04/HY/2006

Highways Department Term Contract (Management and Maintenance of Roads in Northern and Western Districts of Hong Kong Island excluding High Speed Road 2007-2011)

Transplanting Works at Bus Terminal, Man Kwong Street, Central

Fig. 3 – Mobile Crane



Fig. 4 – Man-carriage Cage



Fig. 5 – Mini-backhoe

Chiu Hing Construction & Transportation Co., Ltd.

Contract No. 04/HY/2006

Highways Department Term Contract (Management and Maintenance of Roads in Northern and Western Districts of Hong Kong Island excluding High Speed Road 2007-2011)

Transplanting Works at Bus Terminal, Man Kwong Street, Central

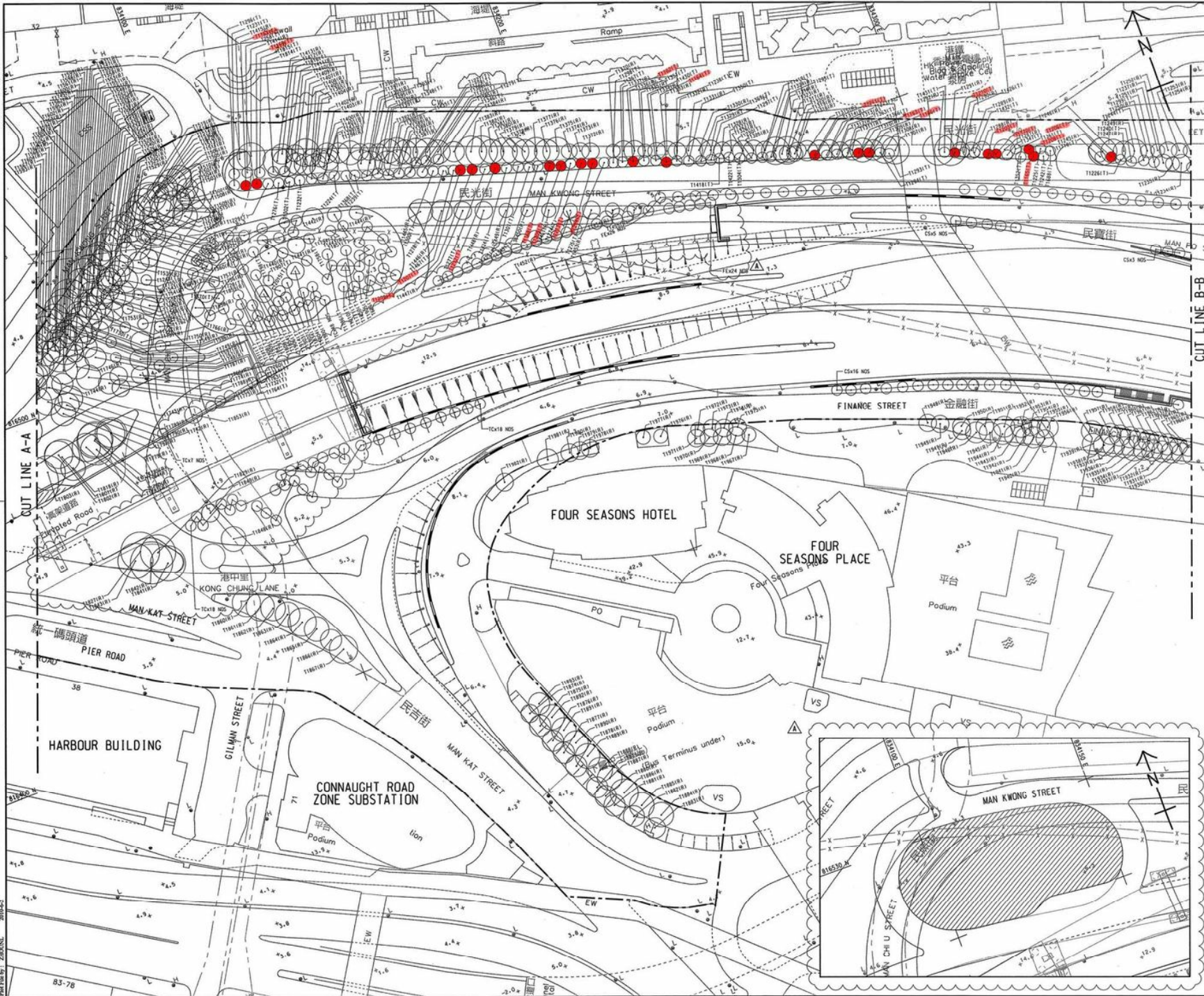


Fig. 6 – Crane Lorry

Reconstruction of Bus Terminus
near Man Yu Street / Man Kwong Street
04/HY/2006

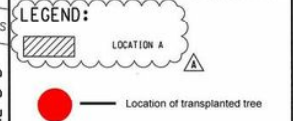
Appendix H

Tree Transplantation Location Plan



KEY PLAN
SCALE A1 : 1 : 20000
A3 : 1 : 40000

NOTE:
1. FOR NOTES AND LEGEND SEE DRG. NO. 6009563/CI/9011.



B	WORKING DRAWING	APPROVED	DEC 10
A	TENDER ADDENDUM NO. 1	APPROVED	JUN 10
-	TENDER DRAWING	APPROVED	APR 10
REV	DESCRIPTION	DATE	BY

Highways Department 路政署
Major Works Project Management Office

CENTRAL - WAN CHAI BYPASS AND IEC LINK

PWP ITEM NO. 579 TH
工務計劃項目編號

CENTRAL - WAN CHAI BYPASS - CENTRAL INTERCHANGE

TREE PLANTING PLAN

SHEET 2 OF 3

AECOM

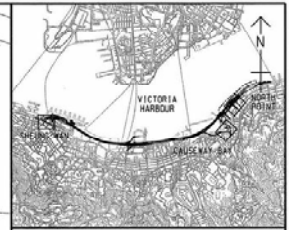
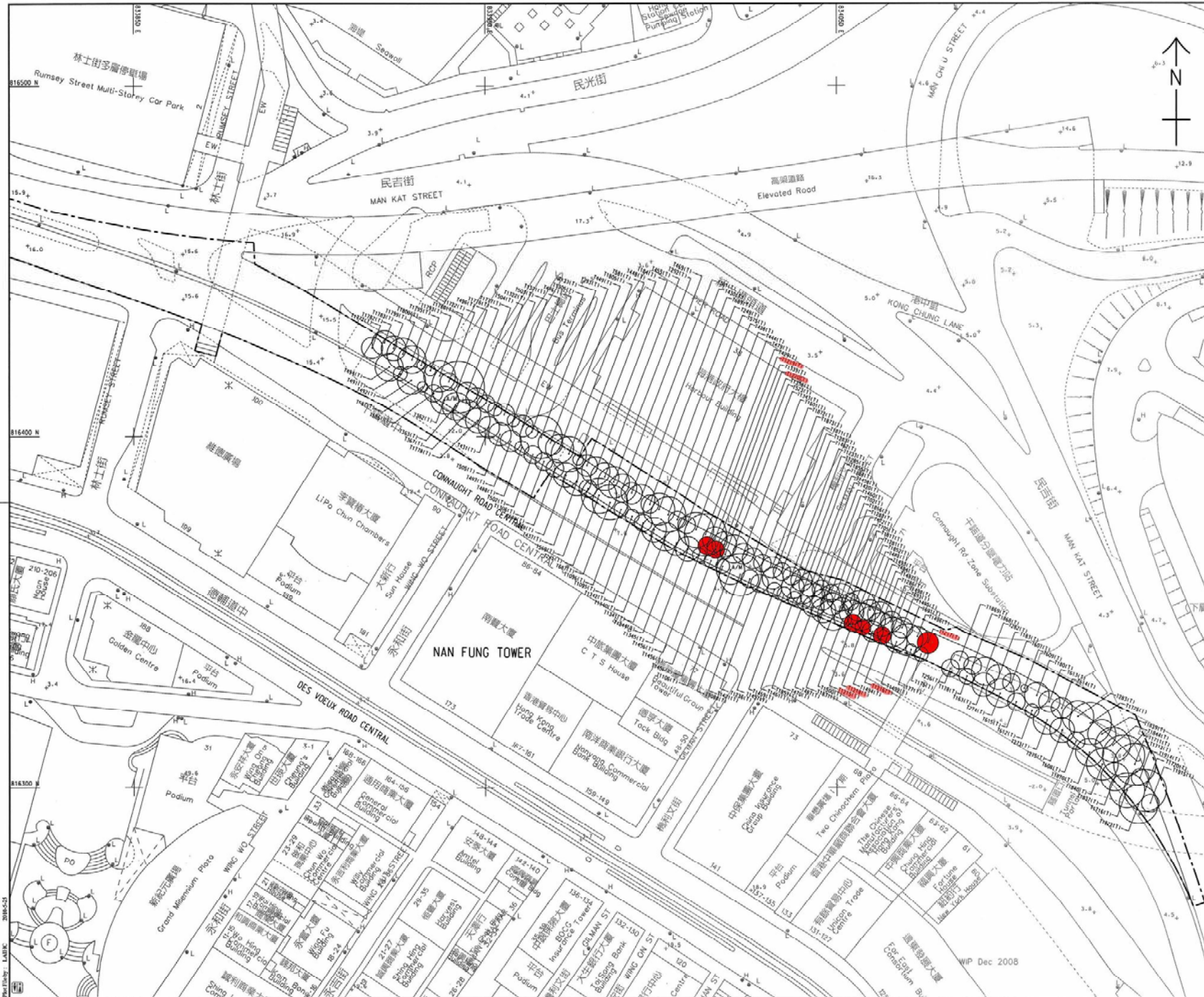
DRG.NO. 6009563/CI/9012B
圖紙編號

DESIGNED BY VLMK
CHECKED BY LHC
DATE HY/2009/18
APPROVED BY CW

SCALE A1 : 1 : 500
A3 : 1 : 1000
DIMENSIONS ARE IN METRES

WORKING DRAWING
© COPYRIGHT RESERVED
版權所有

PROJECT: ZONGINE 2010-05



KEY PLAN
SCALE A1 1 : 5000
A3 1 : 10000

- NOTES:**
1. THIS DRAWING SHALL BE READ IN CONJUNCTION WITH DRAWINGS NO. 60095653/IEC/9021 AND 9022.
 2. FOR NOTES AND LEGEND REFER TO DRAWING NO. 60095653/IEC/9021.

 Location of transplanted tree

TENDER DRAWING	12	ALCP DEC MAY 10
NO.	100000000	100000000

Highways Department 路政署
Major Works Project Management Office

CENTRAL - WAN CHAI BYPASS AND IEC LINK

PWP ITEM NO. 579 TH
工務計劃項目編號

CENTRAL - WAN CHAI BYPASS - TUNNEL
(NORTH POINT SECTION AND ISLAND EASTERN CORRIDOR LINK)

TREE PLANTING PLAN

SHEET 3 OF 3

AECOM

DRGNO. 60095653/IEC/9023	圖紙編號
DESIGNED BY: ALCF	CONTRACT NO. 151/2009/19
DRAWN BY: LJ	SCALE: A1 1 : 500 A3 1 : 1000
CHECKED BY: CW	DATE: WIP Dec 2008
METRES	